

Scaled data based on original data using
LM-79-08 Approved Method: Electrical and Photometric Measurements of Solid-
State Lighting Products

Test Report Prepared for
Cooper Lighting Solutions
(formerly Eaton)

Brand: McGRAW-EDISON

Report Number: P386696

Luminaire Tested: **GWC-SA2B-827-U-SL4-HSS**

Issue Date: 3/3/2020

Test Information

Test Method: LM-79-08
Report Number: P386696
TEST IS SCALED FROM IESNA LM-79-08 TEST DATA (G2-1903-205-25)
Test Lab: INNOVATION CENTER
Issue Date: 3/3/2020
Manufacturer: COOPER LIGHTING SOLUTIONS (FORMERLY EATON)
Product Line: MCGRAW-EDISON
Catalog Number: GWC-SA2B-827-U-SL4-HSS
Description: GALLEON WALL LUMINAIRE
(2) 80 CRI, 2700K, 800mA LIGHTSQUARES WITH 16 LEDS EACH AND TYPE IV SPILL
LIGHT ELIMINATOR OPTICS WITH HOUSE SIDE SHIELD
Light Source: -
Ballast/Driver: ELECTRONIC DRIVER

Summary

Lumens per Lamp: N/A
Luminaire Lumens: 7116 lumens
Efficiency: N/A
Efficacy: 83.7 lumens/watt
Luminous Opening: Rectangular (W 1' x L: 0.5' x H: 0')
IES Classification: Type IV - Short
BUG Rating: B1 - U0 - G2

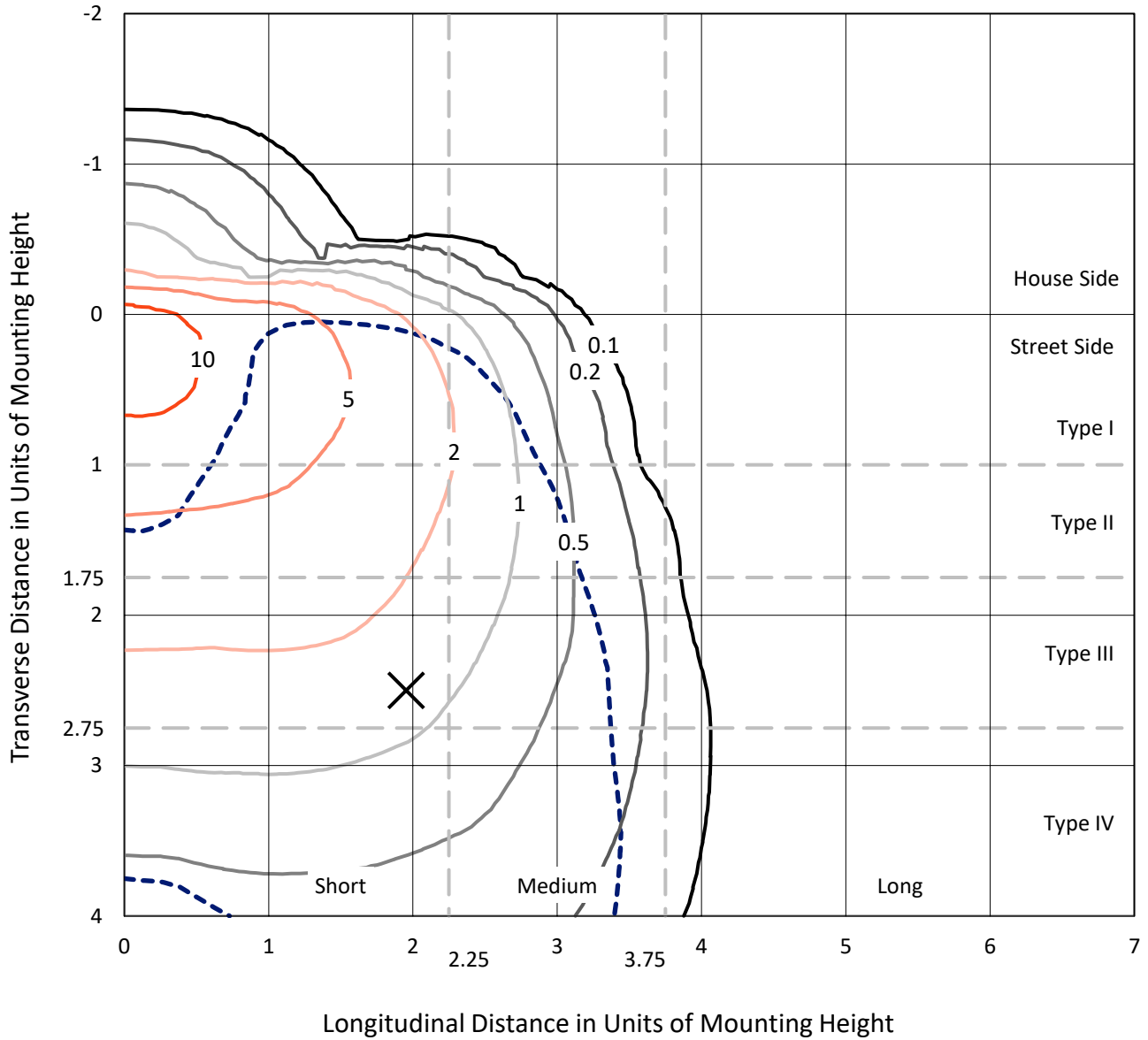
Input Watts (W): 85
Input Voltage (V): NR
Input Current (A_{in}): NR
Voltage Rise (V): NR
Power Factor: NR
Total Harmonic Distortion (THDi): NR
Frequency (hertz): 60
Stabilization Time: NR
Operation Time: NR
Ambient Temperature (°C): NR
Test Distance: 24 FT



REPORT NUMBER: P386696
 CATALOG NUMBER: GWC-SA2B-827-U-SL4-HSS

Iso-Footcandle Lines of Horizontal Illumination

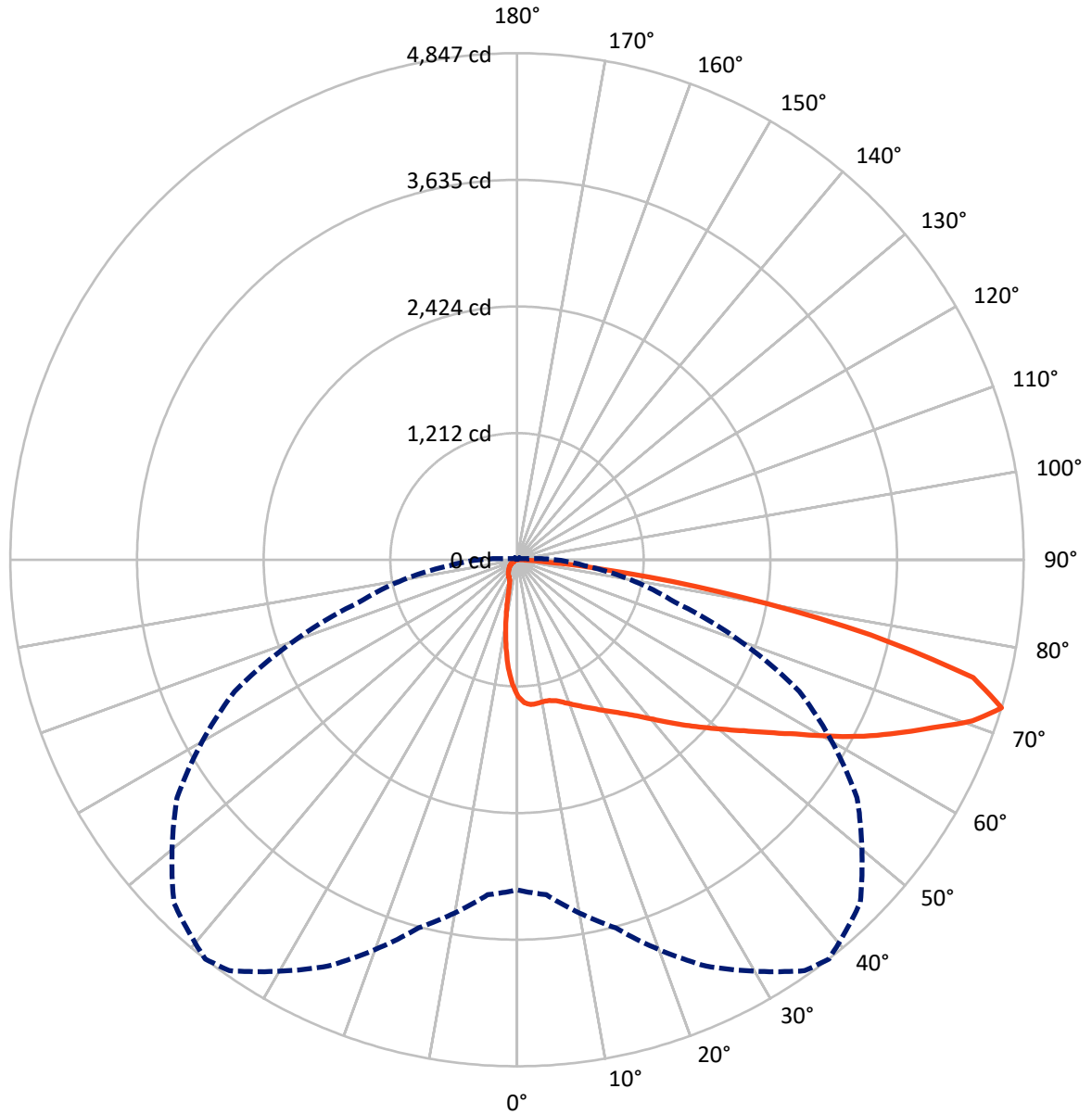
✕ Max cd
 - - - 1/2 Max cd



Based on 10 foot mounting height. Maximum calculated value = 13.8 fc
 Type IV - Short - N/A

REPORT NUMBER: P386696
CATALOG NUMBER: GWC-SA2B-827-U-SL4-HSS

Luminous Intensity Polar Plot



— Vertical Plane Through 38-Deg Lateral - - - Horizontal Cone Through 72.5-Deg Vertical

REPORT NUMBER: P386696
 CATALOG NUMBER: GWC-SA2B-827-U-SL4-HSS

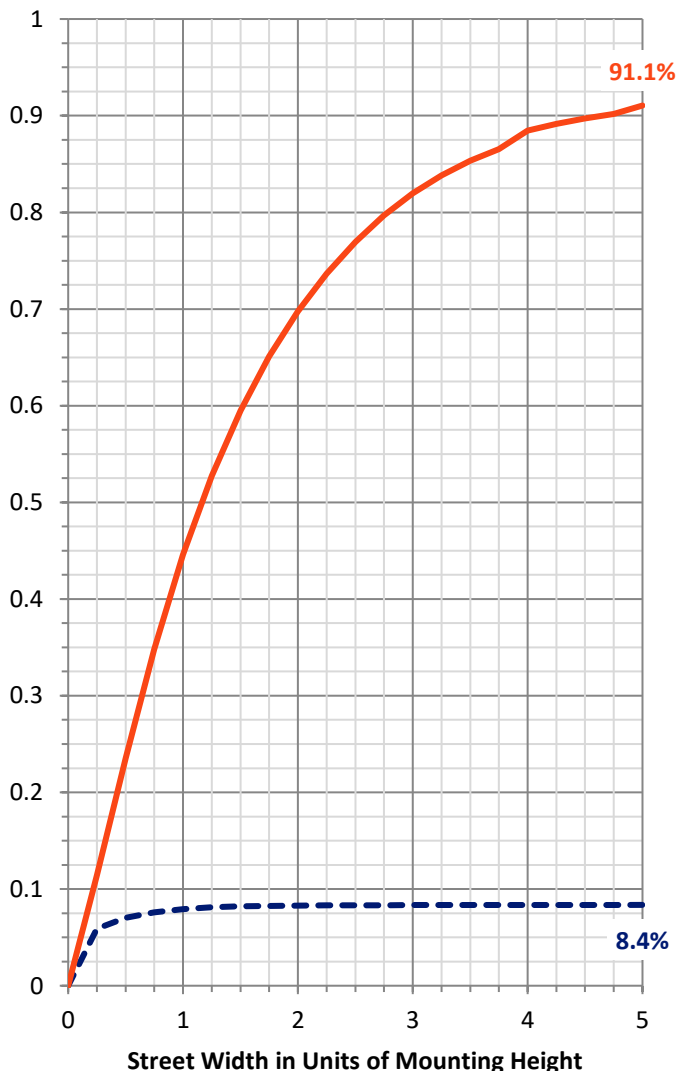
FLUX DISTRIBUTION:

		Downward	Upward	Total
House Side	Lumens	598.8	0.0	598.8
	% Fixture	8.4	0.0	8.4
Street Side	Lumens	6517.2	0.0	6517.2
	% Fixture	91.6	0.0	91.6
Total	Lumens	7116.0	0.0	7116.0
	% Fixture	100.0	0.0	100.0

ZONAL LUMENS:

Zone	Lumens	% Fixture
0°-10°	111.5	1.6
10°-20°	272.7	3.8
20°-30°	433.7	6.1
30°-40°	652.0	9.2
40°-50°	994.7	14.0
50°-60°	1405.9	19.8
60°-70°	1763.4	24.8
70°-80°	1318.5	18.5
80°-90°	163.5	2.3
90°-100°	0.0	0.0
100°-110°	0.0	0.0
110°-120°	0.0	0.0
120°-130°	0.0	0.0
130°-140°	0.0	0.0
140°-150°	0.0	0.0
150°-160°	0.0	0.0
160°-170°	0.0	0.0
170°-180°	0.0	0.0
0°-90°	7116.0	100.0
0°-180°	7116.0	100.0

Coefficient of Utilization



REPORT NUMBER: P386696

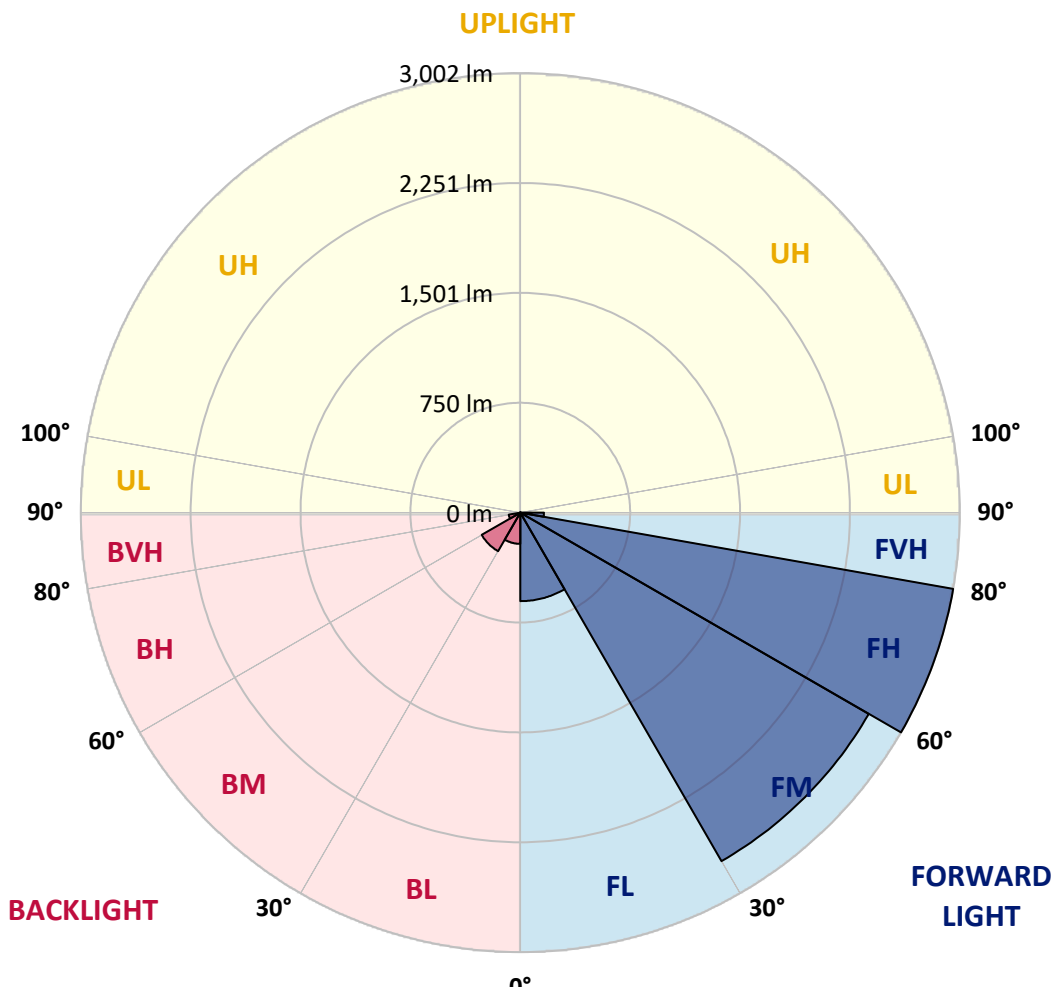
CATALOG NUMBER: GWC-SA2B-827-U-SL4-HSS

LUMINAIRE CLASSIFICATION SYSTEM LUMEN TABLE AND BUG RATING:

Zone	Lumens	% Fixture	Zone Rating/Lumen Limit		
			B	U	G
FL (0°-30°)	604.7	8.5			
FM (30°-60°)	2748.5	38.6			
FH (60°-80°)	3002.0	42.2			G2/5000
FVH (80°-90°)	162.0	2.3			G2/225
BL (0°-30°)	213.2	3.0	B1/500		
BM (30°-60°)	304.1	4.3	B1/1000		
BH (60°-80°)	80.0	1.1	B0/110		G0/110
BVH (80°-90°)	1.5	0.0			G0/10
UL (90°-100°)	0.0	0.0		U0/0	
UH (100°-180°)	0.0	0.0		U0/0	

BUG Rating: B1-U0-G2

Type IV Short





REPORT NUMBER: P386696

CATALOG NUMBER: GWC-SA2B-827-U-SL4-HSS

CANDELA DISTRIBUTION (FULL):

	0°	5°	15°	25°	35°	38°	45°	55°	65°	75°	85°
0°	1308.6	1308.6	1308.6	1308.6	1308.6	1308.6	1308.6	1308.6	1308.6	1308.6	1308.6
2.5°	1389.0	1389.3	1386.0	1380.7	1373.9	1370.4	1364.5	1355.0	1345.0	1326.9	1307.4
5°	1417.4	1417.4	1413.2	1406.1	1395.2	1391.9	1380.7	1365.6	1345.0	1315.7	1282.9
7.5°	1414.4	1415.0	1409.4	1402.0	1391.1	1388.1	1374.5	1357.7	1332.0	1296.5	1254.5
10°	1399.0	1400.5	1396.1	1392.5	1382.5	1379.2	1366.5	1349.7	1324.0	1286.1	1238.0
12.5°	1383.4	1384.9	1386.3	1389.6	1383.4	1382.2	1372.1	1358.0	1333.4	1294.1	1239.8
15°	1373.3	1376.3	1386.9	1399.6	1401.1	1399.9	1393.4	1380.1	1355.3	1314.5	1252.5
17.5°	1373.3	1378.1	1400.2	1424.5	1433.0	1433.9	1428.3	1409.7	1380.1	1336.4	1264.3
20°	1384.9	1391.4	1425.9	1460.2	1474.4	1474.4	1463.5	1437.5	1402.9	1356.2	1272.3
22.5°	1414.4	1423.0	1466.4	1506.0	1521.1	1517.8	1503.1	1465.2	1426.5	1378.6	1282.3
25°	1472.6	1479.1	1524.3	1564.2	1573.4	1566.0	1547.4	1498.9	1456.7	1409.1	1300.6
27.5°	1547.7	1548.6	1595.3	1629.0	1623.3	1618.3	1595.0	1541.2	1500.1	1452.5	1332.3
30°	1630.1	1630.1	1671.2	1696.9	1679.8	1675.7	1652.3	1592.3	1555.7	1511.6	1377.2
32.5°	1709.9	1713.5	1746.9	1763.1	1743.9	1739.8	1717.0	1657.0	1629.6	1601.8	1447.2
35°	1787.1	1789.7	1821.4	1830.2	1811.9	1813.1	1796.8	1746.0	1735.7	1732.1	1552.7
37.5°	1861.8	1862.4	1894.6	1900.3	1891.1	1901.1	1902.6	1857.7	1876.9	1905.6	1701.4
40°	1930.1	1930.7	1962.6	1977.1	1992.8	2005.8	2017.3	1993.4	2056.9	2123.4	1878.4
42.5°	1984.8	1991.0	2031.5	2059.0	2100.3	2125.2	2156.5	2155.3	2271.2	2371.0	2092.4
45°	2033.0	2043.6	2100.0	2148.2	2219.1	2258.7	2307.8	2346.2	2512.3	2646.8	2309.0
47.5°	2096.5	2106.5	2171.0	2249.9	2344.4	2396.5	2477.7	2560.8	2777.4	2917.5	2520.6
50°	2186.0	2181.6	2245.1	2358.3	2479.8	2548.1	2663.9	2788.3	3040.4	3153.3	2645.0
52.5°	2281.5	2279.7	2326.7	2476.2	2639.4	2719.2	2872.3	3023.6	3291.9	3315.9	2702.0
55°	2399.7	2387.0	2426.6	2610.7	2828.8	2914.5	3094.8	3256.5	3492.3	3407.5	2730.7
57.5°	2523.5	2502.6	2540.4	2760.6	3042.5	3143.9	3341.3	3483.4	3625.6	3470.1	2730.4
60°	2651.5	2626.7	2671.6	2947.9	3307.9	3425.2	3608.4	3636.8	3750.0	3501.7	2710.3
62.5°	2758.5	2743.7	2810.5	3148.3	3604.3	3719.5	3810.3	3776.3	3854.9	3526.3	2663.3
65°	2871.7	2872.6	2980.4	3382.1	3919.3	3997.0	4004.7	3957.2	3942.7	3521.2	2504.3
67.5°	3024.8	3038.9	3218.9	3699.5	4225.8	4285.8	4285.2	4153.1	4006.8	3321.5	2151.8
70°	3186.7	3220.1	3493.8	4062.7	4560.3	4621.2	4589.9	4277.8	3772.7	2685.8	1522.9
72.5°	3159.5	3217.4	3646.6	4291.7	4800.6	4847.0	4643.4	3971.3	2981.9	1561.0	648.4
75°	2437.5	2504.6	3343.6	4064.7	4548.5	4506.8	3989.7	3090.4	1629.6	435.6	146.0
77.5°	1287.6	1323.4	2208.8	3096.6	3546.7	3459.5	2810.5	1714.4	496.8	107.9	65.6
80°	674.4	682.7	962.5	1756.9	2189.0	2189.6	1665.6	753.0	204.8	55.3	44.0
82.5°	361.1	368.2	508.6	811.8	1147.0	1039.7	637.8	414.3	119.1	31.3	42.3
85°	86.9	88.4	288.4	370.9	451.0	322.1	189.4	347.8	32.2	18.3	34.3
87.5°	33.4	34.0	107.0	160.5	115.0	74.5	88.7	129.7	4.1	7.1	5.3
90°	0.0	0.0	0.0	0.0	0.0	0.0	0.0	0.0	0.0	0.0	0.0



REPORT NUMBER: P386696

CATALOG NUMBER: GWC-SA2B-827-U-SL4-HSS

CANDELA DISTRIBUTION (continued):

	90°	95°	105°	115°	125°	135°	145°	155°	165°	175°	180°
0°	1308.6	1308.6	1308.6	1308.6	1308.6	1308.6	1308.6	1308.6	1308.6	1308.6	1308.6
2.5°	1295.6	1287.9	1269.0	1245.1	1223.8	1208.4	1185.4	1170.3	1160.3	1160.0	1156.1
5°	1262.8	1247.1	1206.4	1157.9	1113.9	1074.3	1027.6	990.6	963.1	958.7	949.2
7.5°	1227.6	1201.9	1139.3	1063.6	989.7	914.7	827.5	773.4	727.0	704.8	702.5
10°	1206.1	1170.0	1081.1	971.7	855.9	733.8	619.7	540.8	483.8	467.5	455.4
12.5°	1201.6	1154.0	1036.1	885.4	719.9	558.6	432.4	348.4	302.9	288.4	284.6
15°	1206.1	1146.7	998.3	800.0	582.2	396.3	290.2	241.4	224.3	220.2	219.9
17.5°	1208.7	1137.8	955.5	705.1	448.6	283.1	222.2	208.1	205.4	205.1	205.7
20°	1208.4	1124.2	904.3	599.3	333.7	222.5	201.0	198.0	197.4	197.7	197.4
22.5°	1206.4	1108.2	848.2	490.3	252.1	198.9	191.8	190.0	189.7	189.7	189.7
25°	1210.2	1095.5	786.4	386.0	207.8	188.0	183.5	182.0	181.8	181.8	181.2
27.5°	1224.1	1088.4	718.7	297.0	187.7	178.2	174.7	174.4	173.5	173.2	173.8
30°	1246.5	1088.4	644.6	231.1	175.5	168.2	165.5	164.9	164.6	164.3	164.6
32.5°	1286.1	1096.7	563.6	192.1	164.0	156.9	155.2	156.0	155.2	155.2	155.2
35°	1357.7	1121.5	478.8	167.6	151.9	146.0	144.2	145.4	144.8	144.8	144.5
37.5°	1462.0	1167.6	393.4	152.8	141.3	135.1	132.7	134.5	133.9	133.9	133.6
40°	1589.1	1234.7	312.1	141.6	130.9	124.4	122.3	123.2	121.8	121.8	122.3
42.5°	1746.0	1319.8	241.2	130.6	120.6	114.4	113.2	112.3	109.6	108.2	108.5
45°	1920.4	1408.5	188.0	120.0	110.8	105.8	104.0	101.7	97.2	94.3	94.6
47.5°	2076.1	1476.8	152.8	109.6	102.0	98.1	95.5	91.0	84.5	81.0	81.3
50°	2158.0	1487.1	130.0	99.3	93.7	89.8	86.0	79.2	71.5	67.7	67.4
52.5°	2178.9	1438.6	113.2	89.8	85.4	81.0	76.0	66.8	58.2	54.1	53.5
55°	2186.6	1364.8	98.1	81.0	76.5	71.5	65.0	54.7	46.7	42.6	42.3
57.5°	2161.2	1254.5	86.3	73.0	67.7	61.5	53.5	43.7	36.1	32.8	32.8
60°	2104.8	1105.3	77.1	64.4	58.5	51.4	43.1	34.0	26.9	24.2	24.2
62.5°	1992.2	912.0	68.6	55.6	49.9	42.6	34.9	25.7	18.9	17.4	17.7
65°	1779.7	691.8	60.0	47.6	42.6	35.2	27.2	18.3	12.7	12.7	13.3
67.5°	1451.4	480.5	51.1	40.5	36.6	28.7	20.7	12.7	8.9	10.0	11.2
70°	960.8	269.5	43.7	33.4	31.3	22.8	15.4	8.6	7.1	9.5	11.5
72.5°	362.6	104.9	36.6	26.9	27.2	17.4	10.9	6.5	6.5	10.3	13.6
75°	101.1	51.4	26.3	19.8	21.3	12.7	8.0	5.6	6.2	11.8	16.0
77.5°	59.4	37.8	17.1	11.5	14.5	8.9	5.3	4.4	5.3	10.0	15.4
80°	47.9	20.1	10.0	5.9	8.0	5.0	3.5	2.7	1.5	3.8	8.0
82.5°	47.9	12.1	4.7	4.1	4.1	2.7	1.8	1.2	0.3	0.0	2.1
85°	32.2	5.0	3.0	2.7	2.1	0.9	0.6	0.3	0.0	0.0	0.0
87.5°	5.3	2.1	1.2	0.6	0.3	0.0	0.0	0.0	0.0	0.0	0.0
90°	0.0	0.0	0.0	0.0	0.0	0.0	0.0	0.0	0.0	0.0	0.0

Signify Classified - Internal
Cooper Lighting Solutions Photometric Lab
1121 Highway 74 South
Peachtree City, GA 30269

Scaled Data Report



Report Generated By 670245982

Signify Classified - Internal
Cooper Lighting Solutions Photometric Lab
1121 Highway 74 South
Peachtree City, GA 30269

Scaled Data Report



Signify Classified - Internal
Cooper Lighting Solutions Photometric Lab
1121 Highway 74 South
Peachtree City, GA 30269

Scaled Data Report



Signify Classified - Internal
Cooper Lighting Solutions Photometric Lab
1121 Highway 74 South
Peachtree City, GA 30269

Scaled Data Report



Signify Classified - Internal
Cooper Lighting Solutions Photometric Lab
1121 Highway 74 South
Peachtree City, GA 30269

Scaled Data Report



--- HS — SS

Signify Classified - Internal
Cooper Lighting Solutions Photometric Lab
1121 Highway 74 South
Peachtree City, GA 30269

Scaled Data Report



u

Signify Classified - Internal
Cooper Lighting Solutions Photometric Lab
1121 Highway 74 South
Peachtree City, GA 30269

Scaled Data Report



Signify Classified - Internal
Cooper Lighting Solutions Photometric Lab
1121 Highway 74 South
Peachtree City, GA 30269

Scaled Data Report



(END OF REPORT)